

This is a computer generated drawing

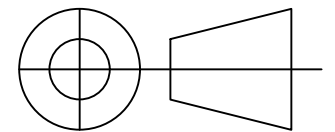
IT IS GLAZING VISION'S POLICY TO CONTINUOUSLY DEVELOP AND IMPROVE OUR PRODUCTS. WE THEREFORE RESERVE THE RIGHT TO MODIFY OR CHANGE THE DETAIL DESIGN AT OUR DISCRETION AND WITHOUT PRIOR NOTICE.

THIS DRAWING IS COPYRIGHT AND THE SOLE PROPERTY OF GLAZING VISION LTD. THE DESIGNS / INFORMATION IT CONTAINS ARE PRIVATE AND CONFIDENTIAL. IT MUST NOT BE COPIED, EXHIBITED OR COMMUNICATED TO THIRD PARTIES FOR ANY PURPOSE OTHER THAN THAT FOR WHICH IT WAS ISSUED WITHOUT THE WRITTEN PERMISSION OF GLAZING VISION LTD.

FINISH SPECIFICATION

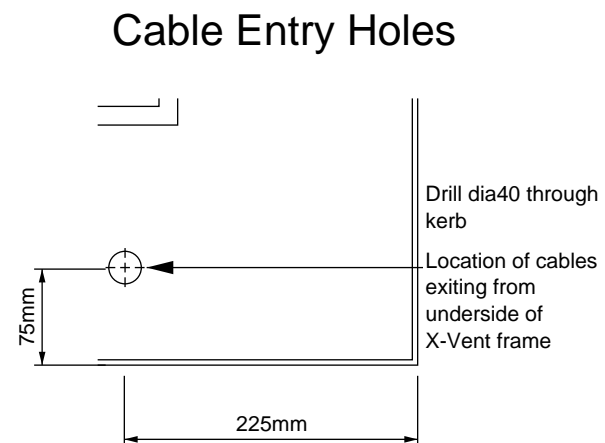
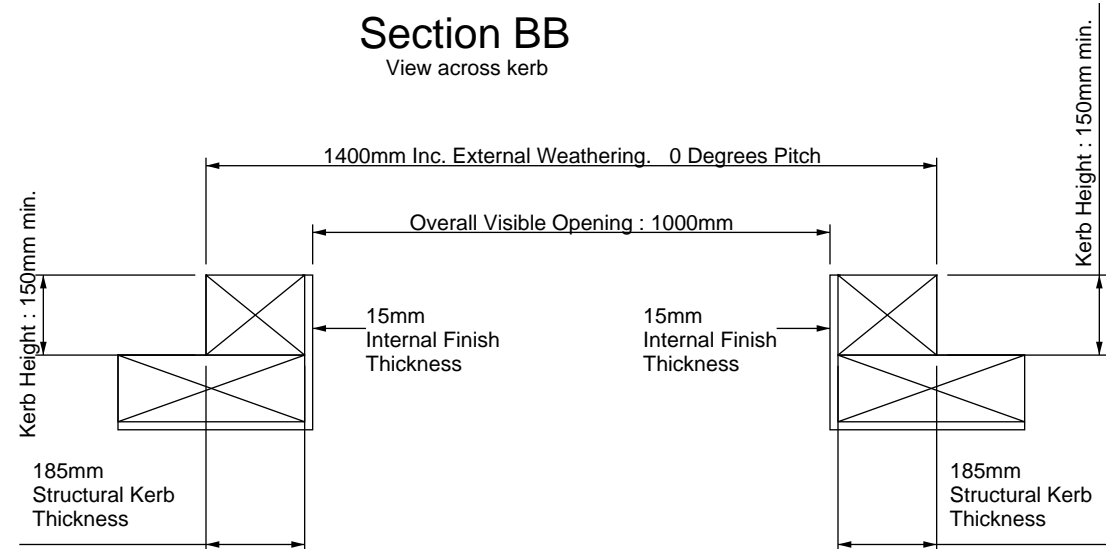
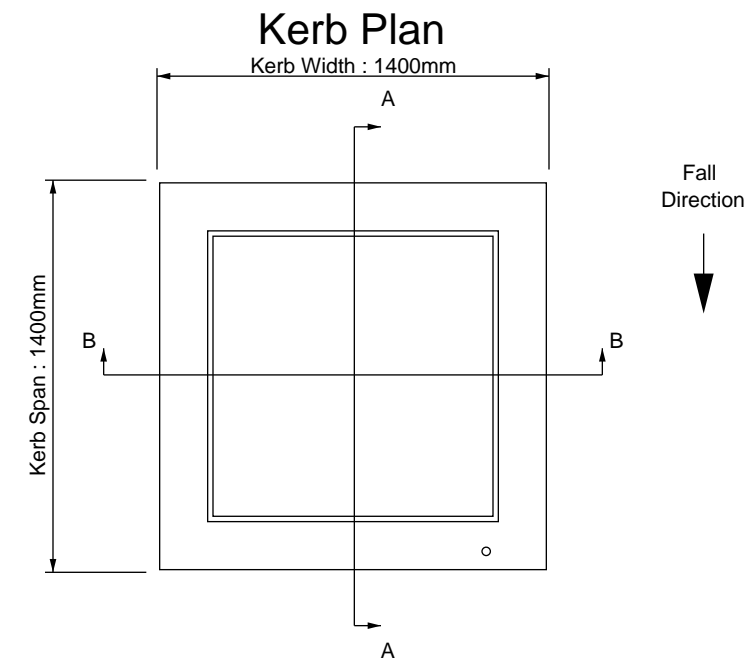
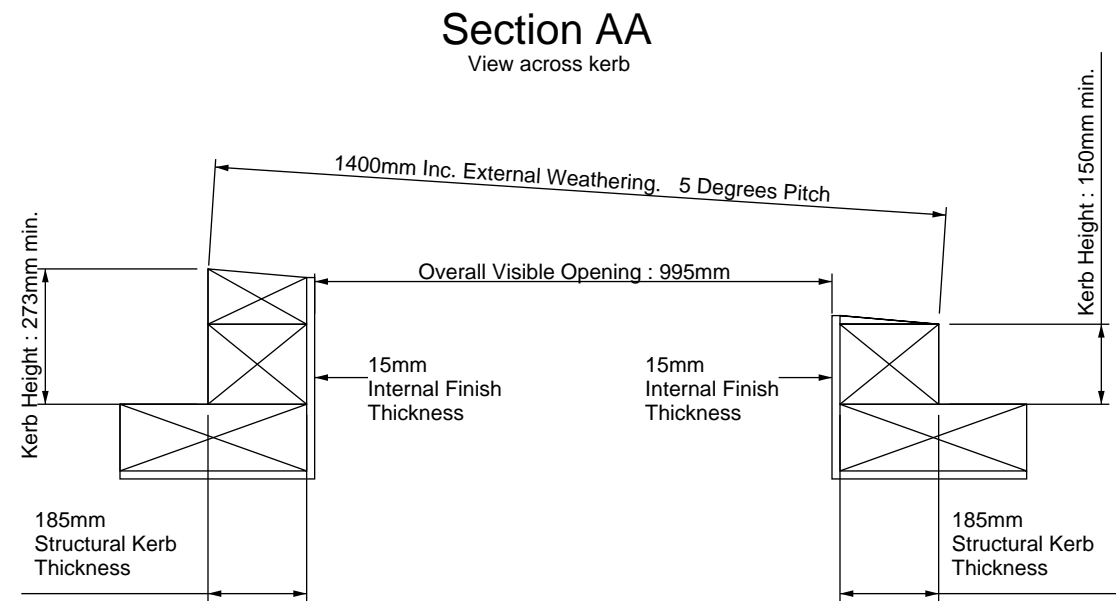
Polyester Powder Coated: **MIN 40 µm**
Internal Standard Colour: N/A
External Standard Colour: N/A
FIXINGS: **A2 STAINLESS STEEL**
SEALANTS: **NEUTRAL CURE**
ALL DIMENSIONS IN "mm" UNLESS OTHERWISE STATED

UPSTAND TO BE CONSTRUCTED TO WITHIN ± 10 mm ON STRAIGHT & ± 12 mm ON DIAGONAL DESIGNED SIZES. WEATHERING BY OTHERS.



Third angle projection unless otherwise stated

THIS DRAWING DOES NOT INDICATE ACCURATE DIMENSIONS FOR ANY EXISTING STRUCTURAL COMPONENTS OR PRODUCTS. DO NOT USE THIS DRAWING FOR ANY SITE LAYOUTS.



ESTIMATED WEIGHT	N/A	SCALE	NTS
------------------	-----	-------	-----

REVISION	DESCRIPTION	NAME/DATE
A	Product updated	System 07-09-2021

PROJECT	
DESCRIPTION	CHECKED 1
X_Vent - X-Vent Solo Kerb Drawing	
TITLE	SHEET
K-136216-RL1A-01	1 of 1